



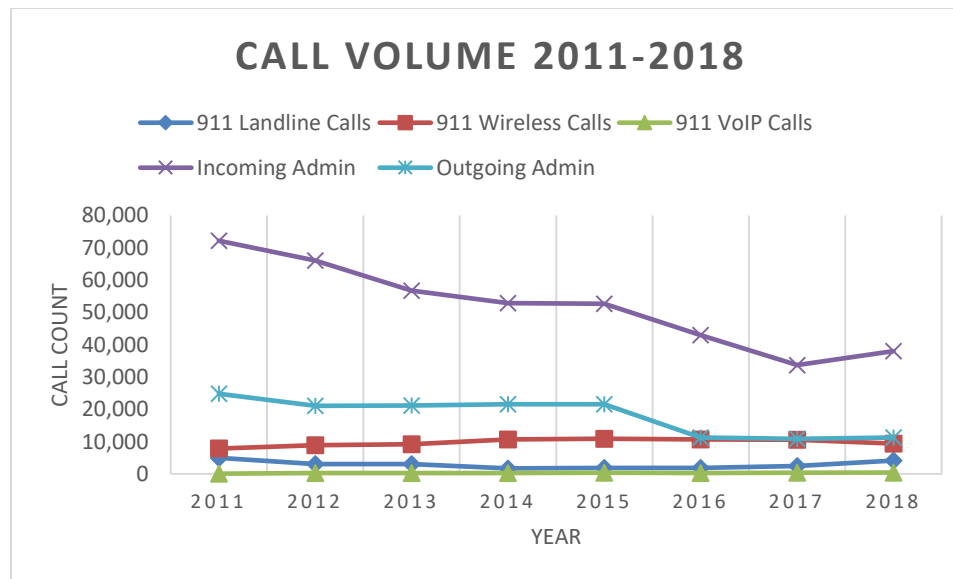
2018 ETSB Year End Report



Phone Statistics

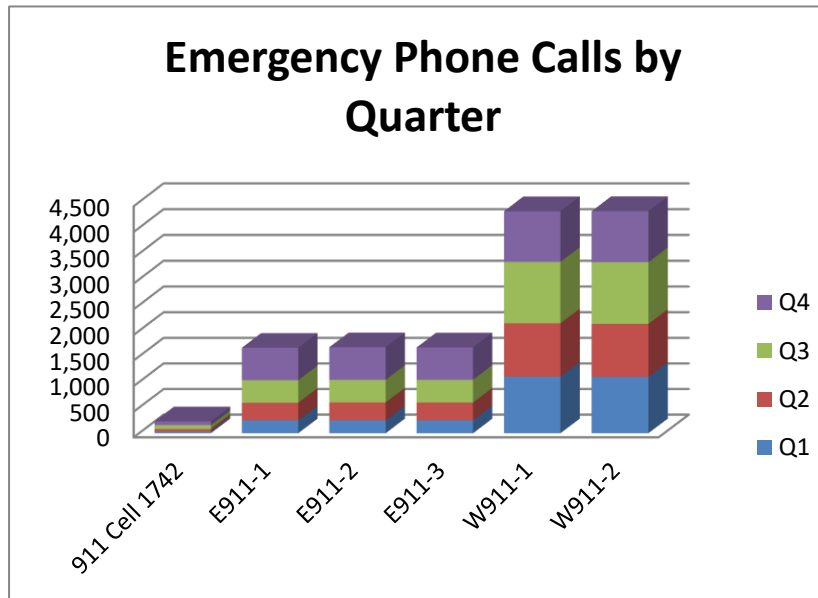
	2011	2012	2013	2014	2015	2016*	2017	2018
911 Landline Calls	4,968	3,075	3,006	1,707	1,906	1,862	2,462	4,125
911 Wireless Calls	7,854	8,906	9,195	10,633	10,902	10,682	10,532	9,423
911 VoIP Calls	78	280	294	279	333	289	376	422
Incoming Admin	72,206	66,038	56,708	52,838	52,669	42,973	33,703	38,033
Outgoing Admin	24,819	21,085	21,207	21,583	21,624	11,284	10,860	11,248
Total	109,925	99,384	90,410	87,040	87,434	67,090	59,950	49,909

*2016 Statistics begin January 21st when Vesta system was installed



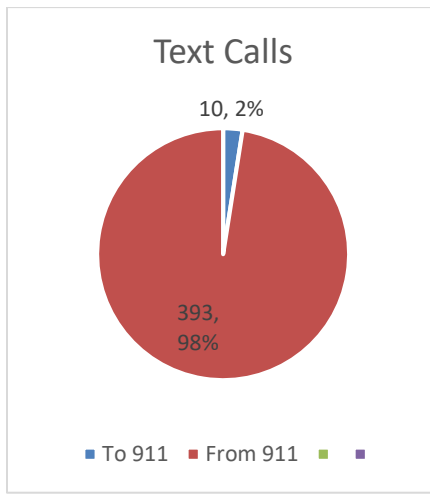
Quarterly Breakdown

EMERGENCY	Q1	Q2	Q3	Q4	Total
911 Cell 1742	33	49	77	73	232
E911-1	254	343	439	635	1671
E911-2	253	349	442	636	1680
E911-3	254	346	445	632	1677
W911-1	1105	1043	1193	983	4324
W911-2	1101	1036	1198	990	4325



TRANSFERS

	2018
OPS	28
Hancock County	71
Fulton County	83
Schuylar County	4
Henderson County	391
Monmouth Public Safety	93
Burlington PD	61
Mercer County	13
Adams County	1
Brown County	8
Cass County	257
Knox County	8
Mason County	4
Morgan County	4
Lee County	4
TOTAL	1,030



Calls for Service via CAD

	2011	2012	2013	2014	2015	2016	2017	2018
Animal Control	15	64	29	15	31	21	20	35
Blandinsville PD	225	421	361	649	386	354	518	423
Bushnell PD	2,501	3,081	3,250	3,162	3,505	3,565	3,663	3,770
Central	48	85	48	44	63	126	223	358
Colchester PD	1,687	1,582	1,300	1,505	1,680	1,237	1,320	1,503
Macomb PD	15,101	16,095	15,100	14,764	14,939	15,104	15,266	19,277
Macomb Fire	1,522	1,563	1,616	1,714	1,402	1,576	1,832	1,180
McDonough District	389	202	299	507	2,437	3,143	2,914	4,159
McDonough Sheriff	9,777	10,699	11,513	10,358	10,822	10,000	10,157	10,321
MC Volunteer Fire	1,522	1,092	1,171	1,226	1,528	1,483	1,406	1,504
Schuyler Sheriff							229	406
Rushville PD							248	373
Browning Fire							7	21
Rushville FD							18	57
Schuyler EMS							204	408
Schuyler Rescue							133	186
Hickory Kerton FD							1	1
	32,787	34,884	34,687	33,944	36,793	36,609	38,159	43,982